

EtherNet/IP Encoders



! This preliminary information is not guarantee of device characteristics or performance.
! All rights to technical changes reserved.

Table of Contents

1. Performance & Interfaces	3
2. Electrical & Mechanical & Ambient Data	4
3. Dimensional Drawing	5
4. Connector & Pin Assignment	6
5. Counter Connector Details	7

1. Performance & Interfaces

FNC EtherNet/IP



Ordering Part Number Servo Flange

Type	Resolution	Shaft Diameter	Part Number
Singleturn	18 bit	6 mm	FNC AEIS 58S6 S18-RC
Singleturn	18 bit	8 mm	FNC AEIS 58S8 S18-RC
Singleturn	18 bit	10 mm	FNC AEIS 58S10 S18-RC
Multiturn	Singleturn 18 bit Multiturn 12 bit	6 mm	FNC AEIM 58S6 S18M12-RC
Multiturn	Singleturn 18 bit Multiturn 12 bit	8 mm	FNC AEIM 58S8 S18M12-RC
Multiturn	Singleturn 18 bit Multiturn 12 bit	10 mm	FNC AEIM 58S10 S18M12-RC

Performance

Sensing method	Optical
Accuracy	0.01°
Number of steps per revolution (max. resolution)	262.144 (18 bit)
Number of revolutions	4.096 (12 bit)
Max. resolution (number of steps per revolution x number of revolutions)	18 bit x 12 bit (262.144 x 4.096)

Interfaces

Communication interface	EtherNet/IP
Encoder profile	CIP 0x22
Data transmission rate (baud rate)	10 Mbit/s 100 Mbit/s
Transmission medium	CAT-5e cable
Initialization time	6 s
Cycle time	≤ 1 ms
Parameterising data	Number of steps per revolution Number of revolutions PRESET Counting direction Sampling rate for speed calculation Unit for output of the speed value
Available diagnostics data	Minimum and maximum temperature Maximum speed Power-on counter Operating hours counter power-on/motion Counter of direction changes/number of movements cw/number of movements ccw Maximum supply voltage

2. Electrical & Mechanical & Ambient Data

Electrical data

Connection type	Male connector, 1x, M12, 4-pin, radial (A-coded) Female connector, 2x, M12, 4-pin, radial (D-coded)
Supply voltage	10 ... 30 V
Power consumption	≤ 3 W (without load)
Reverse polarity protection	+

Mechanical data

Mechanical design	Servo flange
Shaft diameter	6, 8, 10 mm
Shaft length	14,5 mm
Weight	0.2 kg
Shaft material	Stainless steel
Flange material	Aluminum
Housing material	Aluminum
Start up torque	0.5 Ncm (+20 °C)
Operating torque	0.3 Ncm (+20 °C)
Permissible Load capacity of shaft	80 N / radial 40 N / axial
Operating speed	≤ 9,000 min ⁻¹
Moment of inertia of the rotor	6.2 gcm ²
Moment of inertia of the rotor	3 × 10 ⁹ revolutions
Moment of inertia of the rotor	≤ 500,000 rad/s ²

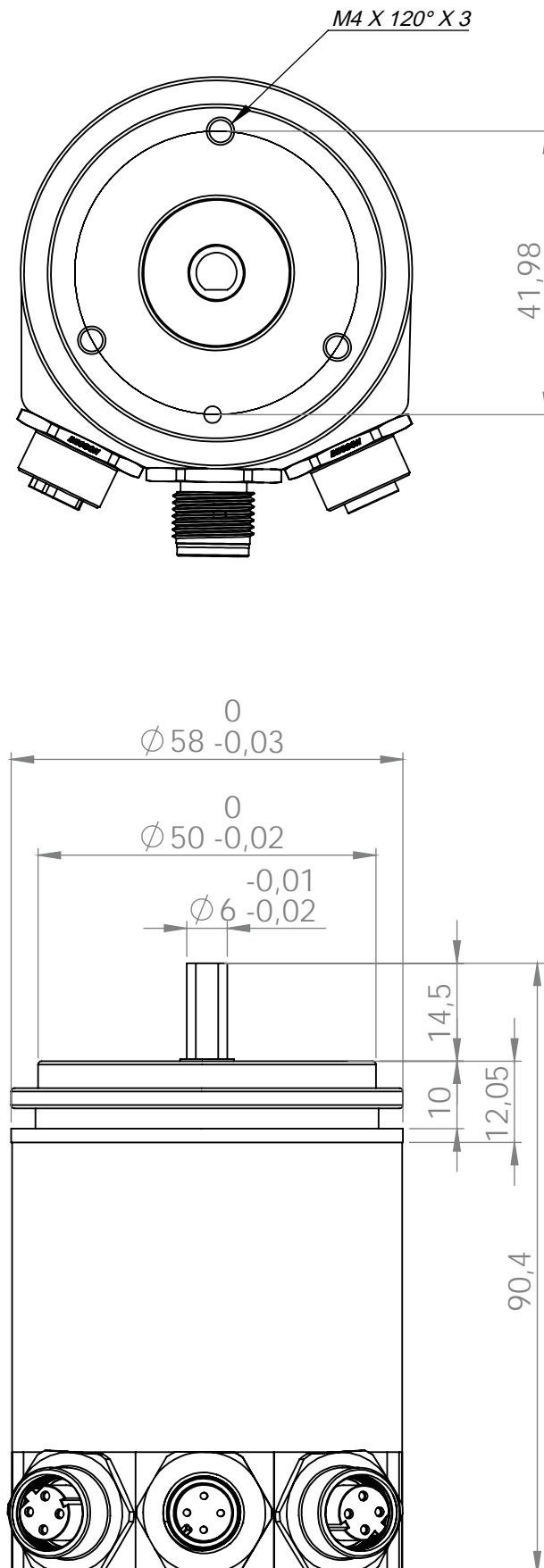
Ambient data

EMC	According to EN 61000-6-2 and EN 61000-6-3
Enclosure rating	IP65, shaft side (according to IEC 60529) IP67, housing side (according to IEC 60529) ¹⁾
Permissible relative humidity	90 % (condensation of the optical scanning not permitted)
Operating temperature range	-40 °C ... +85 °C
Storage temperature range	-40 °C ... +100 °C, without package
Resistance to shocks	100 g, 6 ms (according to EN 60068-2-27)
Resistance to vibration	30 g, 10 Hz ... 2,000 Hz (according to EN 60068-2-6)

1) With mating connector inserted.

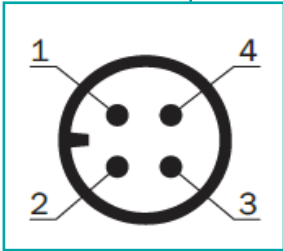
3. Dimensional Drawing

Dimensional Drawing

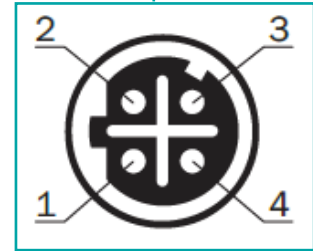


4. Connector & Pin Assignment

Pin Assignment



PIN	Signal
1	U_s 10 V...30V
2	Not assigned
3	GND
4	Not assigned



PIN	Signal
1	T x D+
2	R x D+
3	T x D-
4	R x D-

5. Counter Connector Details

POWER CABLE

Part Number: FCSF M1204 R200



M1204, Female
Connetor

Open Leads

2 meter cable



PROFINET CABLE WITH METAL RJ45 SOCKET

Option 1

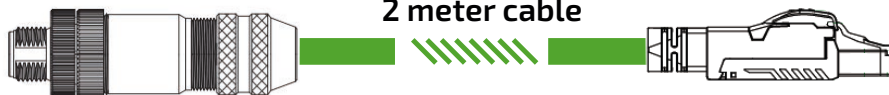
Part Number: FCSM DTM1204 R200 RJ45



M1204, D Type
Male Connetor

RJ45 Socket

2 meter cable



PROFINET CABLE WITH OPEN LEADS

Option 2

Part Number: FCSM DTM1204 R200



M1204, D Type
Male Connetor

2 meter cable

Open Leads

